

PROJECT:

TYPE:

DATE:

PRODUCT CODE:

ESSENCE TRACK

ARCHITECTURAL TRACK HEAD

ESS-329-CCT



Description:

Applications

This versatile LED track light is ideal for accentuating displays and creating focused illumination in retail, galleries, museums, hospitality, supermarkets, and commercial spaces, offering adjustable positioning and a range of color temperatures to suit any environment.

Features





- Compact LED track light providing optimal lumen output
- Precise aiming for accent, task, or general illumination
- Seamlessly integrates into any design
- Track heads adjustability: 360° horizontal/ 180° vertical
- Compatible with 1-circuit and 2-circuit tracks
- Friction-based locking system for secure adjustments
- Allows precise positioning of the light as needed
- Available in a range of color temperatures, from cool to warm tones

Wattage:

Nominal Lumens	Delivered Lumens	Wattage
600	635	10W

Based on 3000K, 90+ CRI. Actual wattage may vary +/-5%

Specifications:

Lumens	600
CCT	30K/35K/40K/50K
CRI	90+
Color Quality	2 Step Mac Adam Ellipse
Optics	MD (Medium Distribution 38°)
Finish	White, Black, Custom Color (RAL)
Aiming	360° (horizontal), 180° (vertically)
Dimming	Flicker Free 10% Dimming TRIAC forward-phase or leading-edge 120V.
Lifetime	L70 at 50,000 Hours
Photometrics	In Accordance with IES LM79-08, LM-08 and TM-30, TM-21
Certifications & Features	   

PART NUMBER: **ESS-329-CCT-600L-27K/30K/35K/40K/50K-90-38D-DIMTR-120V-WH**

Series	Lumens	CCT	CRI	Optics	Drivers	Voltage	Finish
ESS-329-CCT	600L	27K/30K/35K/40K/50K	90+	38D <small>(38°)</small>	DIMTR	120V	WH <small>(White)</small> BK <small>(Black)</small> CC <small>(RAL)</small>

Optics

A polycarbonate optical refractor ensures accurate beam control and uniform light distribution, available in various lumen options.

Construction

Each track head features CoolLED Advanced Thermodynamic Design, with a body made of extruded aluminum and a custom die-cast concealed heat sink. This thermal management system is specifically engineered for extended lifespan and durability.

Finish

Available in white, black and custom RAL Color finishes.

Accessories

Track heads can support 1 to 3 accessories. Please contact the factory for standard or custom options.

Optics

A polycarbonate optical refractor ensures accurate beam control and uniform light distribution, available in various lumen options.

Construction

Each track head features CoolLED Advanced Thermodynamic Design, with a body made of extruded aluminum and a custom die-cast concealed heat sink. This thermal management system is specifically engineered for extended lifespan and durability.

Finish

Available in white, black and custom RAL Color finishes.

Accessories

Track heads can support 1 to 3 accessories. Please contact the factory for standard or custom options.

Track Compatibility

Track heads are standard and compatible with Mono-point, 1-Circuit, and 2-Circuit type H tracks. Type J (Juno) adapter option available upon request.

Please consult the factory for compatibility with 2-Circuit, 2-Neutral 120V Track, 2-Circuit, 2-Neutral 277V Track, 3-Circuit 1-Neutral Track, and DALI System Track.

Dimming and Driver

DIMTR

Electronic constant current LED driver compatible with TRIAC forward-phase (leading-edge) dimming, available in 120V. Standard dimming down to 1%. The LED driver operates at 50 to 60Hz with a 120V input, maintains less than 20% THD, and achieves a power factor between 90% and 100%. It is thermally protected for enhanced safety. Please consult the factory for 277V or 0-10V dimming options.

