

Project

Date Product Code


Type

Designer



IDM ARTIMA®/5 O

track mounted LED accent light with integral dimmer



- Luminaire may be configured to mount to any of eighteen 20-amp, 120-volt track systems – or – to any of six 277-volt track systems.
- Whether operated on 120-volt or 277-volt track, luminaire may be dimmed to 10% by an integral rotary dimmer located on one side of the driver case. Dimmer control shaft is spring loaded, permitting shaft to be exposed for adjustment and then depressed flush with the driver case to conserve dimmer setting. ‘Clock face’ markings permit registration of dimmer setting. (See illustrations below.)
- Bluetooth controls and integral rotary dimmer can be specified together in the same fixture. Users can dim by the protocol of their choice, switching between the two options as desired.
- An on-off rocker switch, mounted in the driver case, is included standard on luminaires equipped for 120-volt track only.
- Fixture function can be changed with your choice of Aperture Assembly and your choice of ‘twist and lock’ reflector.
- Aperture Assembly/Reflector choices
 - Cross Baffle (OX) for enhanced glare control; for use with interchangeable 16°, 28° and 40° reflectors.
 - Open Aperture (OH) for maximum efficacy; for use with interchangeable 16°, 28° and 40° reflectors.
- Fixture is provided with a single Aperture Assembly and a single reflector. Additional reflectors may be ordered as accessories.
- Optical Accessories: Both OX and OH Aperture Assemblies accept one or two of a number of spread lenses or color filters. With the OX assembly lens orientation may be adjusted by rotating the cross baffle. A complimentary beam smoother is included with either assembly.
- Luminaire provides 385° horizontal rotation and vertical adjustment from 0° to 90°. Lamp focus can be locked by tightening two collar clamps using a 9/64" hex key.
- For more information, [click here](#).

For the outlet box mounted version of luminaire, see [IDM Artima/5 O-OBM](#).

IDM Artima/5 O is a track mounted cross-baffled accent light capable of 16° to 40° beam spreads. Luminaire is powered by Citizen chip-on-board LED’s providing either a CRI of 97 within 2-step MacAdam ellipses or a CRI of 80 within 3-step MacAdam ellipses. See tables on reverse for wattages and efficacies.

PRODUCT CODE

For complete product code, list basic unit and select one item from each following box.

Basic Unit	IDM-A5*CZS2
Track Configuration	
120-volt track (e.g. SightLine)	- 2C
277-volt track (e.g. HighLine)	no switch; not dimmable - HC
Finish	
white: white paint, white lead cord, matte aluminum heat sink; white switch	- WH
black: black paint, black lead cord, black heat sink; black switch	- BL
Industrial Silver: silver paint, black lead cord, black heat sink; black switch	- SI
custom color: include paint number or physical chip with order and select one from below	
• white lead cord, matte aluminum heat sink; white switch	- CCW
• black lead cord, black heat sink; black switch	- CCB
• any other combinations require a special order	
Aperture Assembly	
Cross Baffle	- OX
Open Aperture	- OH
Beam Spread Reflector (specify one to ship with fixture)	
16° spot	- 16D
28° narrow flood.....	- 28D
40° flood.....	- 40D
Light Source Output (Lumens)	
2800 lumens / 97 CRI	2700K, 3000K & 4000K only - L28A
3600 lumens / 80 CRI	- L36S
Light Color	
2700 K	- 27K
3000 K	- 30K
3500 K	not available with all Light Outputs (see above) - 35K
4000 K	not available with all Light Outputs (see above) - 40K
5000 K	not available with all Light Outputs (see above) - 50K

- Dimming Notes:**
- Fixture may be dimmed only by its integral dimmer.
 - Fixture cannot be dimmed by a dimmer of any kind on the track circuit.
 - Fixture may be damaged by use of an incandescent or ELV dimmer on the track circuit.
 - Fixture will not be dimmed or damaged by use of a 0-10V dimmer on the track circuit.
 - Combination with wireless Bluetooth controls available on [Bluetooth](#) model.

► For luminaires modified for 50A or 60A track systems, contact factory.


EXTRA APERTURES & REFLECTORS

Specify as separate line items.

Aperture Assembly	
Cross Baffle	RK-A5-CZ-OX
Open Aperture.....	RK-A5-CZ-OH
16° spot reflector	
28° narrow flood reflector	A5-CZS-REF16
40° flood reflector.....	A5-CZS-REF28
	A5-CZS-REF40



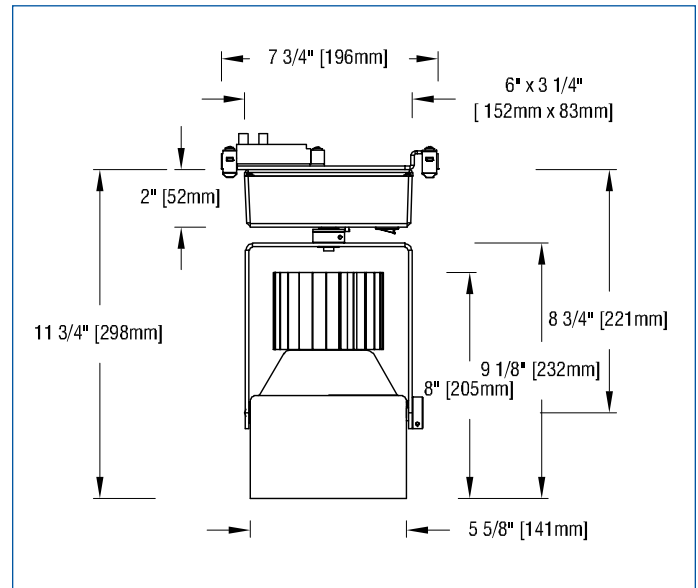
DIMMER OPERATION



OPTICAL ACCESSORIES

Specify as separate line items.
All are 4 3/4" (121 mm) diameter. Lenses and filters are glass; screens are aluminum.

30° spread lens	LENS/4.75-30
20° x 55° spread lens	LENS/4.75
70° spread lens	LENS/4.75-70
prismatic lens (Solite)	PLS/4.75
40° x 70° spread lens	LENS/4.75-4070
beam smoother	CLR/4.75
color filters	
Daylight Blue	DAY/4.75
Surprise Pink	PNK/4.75
amber	AMB/4.75
blue	BLU/4.75
green	GRN/4.75
red	RED/4.75
33% light reduction screen	SCR33/4.75
50% light reduction screen	SCR50/4.75



BARN DOORS

Specify as separate line items.
Specify with one optical accessory (not included), see above.

white	BD-A5-WH
black	BD-A5-BL
silver	BD-A5-SI
custom color	BD-A5-CC



APPLICATIONS

Luminaire is suitable for highlighting vertical or horizontal surfaces, as well as objects in museums, galleries, showrooms, residences, offices and stores.

Luminaire is listed for mounting on Edison Price Lighting 120-volt or 277-volt track.

Fixture Spacing Requirements The track adapter of this fixture is 7 3/4" long. For this reason 1) it cannot be track-mounted closer than 8" on center and 2) it cannot be used with 2 of our 7 **Unicep** single-fixture track units.


Warranty Details

- This fixture is not suitable for use in direct sunlight, as under a skylight. Fixtures used in this way are not covered by our warranty.
- Our 5-year warranty does not include the provision of extraordinary means of access, e.g. scaffolding or Genie lifts, to service a product.

– see below for photometric reports –



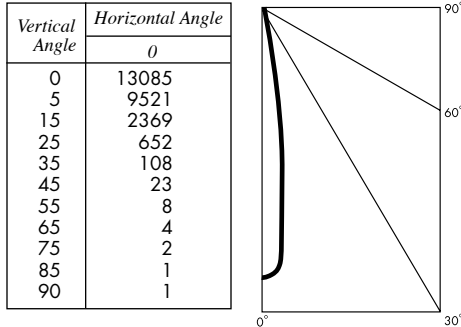
PHOTOMETRIC REPORT with 16° reflector (tested per IESNA LM-79-2008)



Prorated from Verification Services Report No. 12186406.04. Original test report furnished upon request.

Luminaire track-mounted LED accent light with a 16° reflector and black cross-baffle (NO LENS)
 Lamp Citizen LED, 3600 lumens, 3000K CCT
 Lamp Life rated 50.000 hours based on L70/B50 criteria. LM80 report by LED manufacturer furnished upon request

CANDLEPOWER DISTRIBUTION



LUMINAIRE LIGHT OUTPUT AND EFFICACY

LED Module Type	Luminaire Light Output	Luminaire CBCP	Luminaire Efficacy (lumens/watt)	System Wattage
3600 Lumens 80 CRI (L36S)	1870*	13,085*	69*	27
2800 Lumens 97 CRI (L28A)	1422*	9952*	53*	27

*estimated values

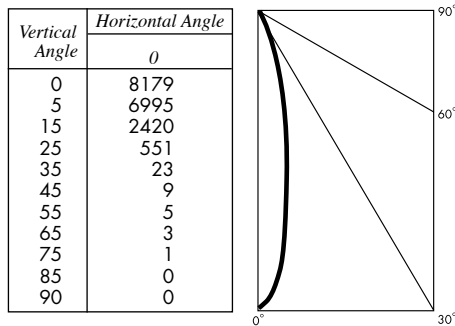
PHOTOMETRIC REPORT with 28° reflector (tested per IESNA LM-79-2008)



Verification Services Report No. 12186406.06. Original test report furnished upon request.

Luminaire track-mounted LED accent light with a 28° reflector and black cross-baffle (NO LENS)
 Lamp Citizen LED, 3600 lumens, 3000K Lamp Life..... see above

CANDLEPOWER DISTRIBUTION




LUMINAIRE LIGHT OUTPUT AND EFFICACY

LED Module Type	Luminaire Light Output	Luminaire CBCP	Luminaire Efficacy (lumens/watt)	System Wattage
3600 Lumens 80 CRI (L36S)	1614*	8179*	60*	27
2800 Lumens 97 CRI (L28A)	1227*	6221*	45*	27

*estimated values

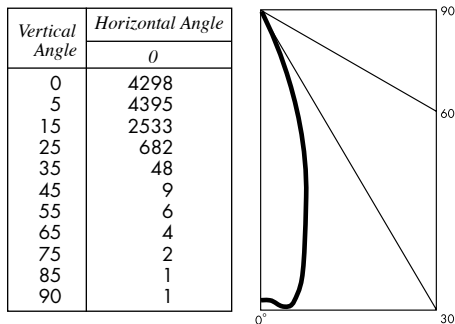
PHOTOMETRIC REPORT with 40° reflector (tested per IESNA LM-79-2008)



Verification Services Report No. 12186406.08. Original test report furnished upon request.

Luminaire track-mounted LED accent light with a 40° reflector and black cross-baffle (NO LENS)
 Lamp Citizen LED, 3600 lumens, 3000K Lamp Life..... see above

CANDLEPOWER DISTRIBUTION



LUMINAIRE LIGHT OUTPUT AND EFFICACY

LED Module Type	Luminaire Light Output	Luminaire CBCP	Luminaire Efficacy (lumens/watt)	System Wattage
3600 Lumens 80 CRI (L36S)	1497*	4395*	55*	27
2800 Lumens 97 CRI (L28A)	1139*	3343*	42*	27

*estimated values

PHOTOMETRIC REPORT with 16° reflector (tested per IESNA LM-79-2008)



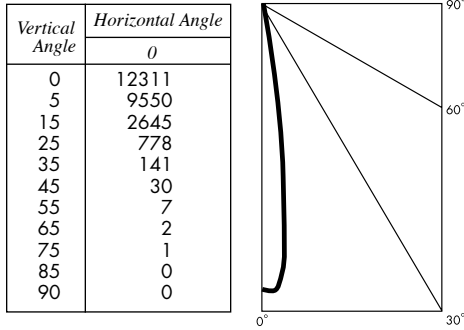
Prorated from Verification Services Report No. 12186406.03. Original test report furnished upon request.

Luminaire track-mounted LED accent light with a 16° reflector and black lens holder (NO LENS)

Lamp Citizen LED, 3600 lumens, 3000K CCT

Lamp Life rated 50.000 hours based on L70/B50 criteria. LM80 report by LED manufacturer furnished upon request

CANDLEPOWER DISTRIBUTION



LUMINAIRE LIGHT OUTPUT AND EFFICACY

LED Module Type	Luminaire Light Output	Luminaire CBCP	Luminaire Efficacy (lumens/watt)	System Wattage
3600 Lumens 80 CRI (L36S)	2046*	12,311*	76*	27
2800 Lumens 97 CRI (L28A)	1556*	9364*	58*	27

*estimated values

PHOTOMETRIC REPORT with 28° reflector (tested per IESNA LM-79-2008)

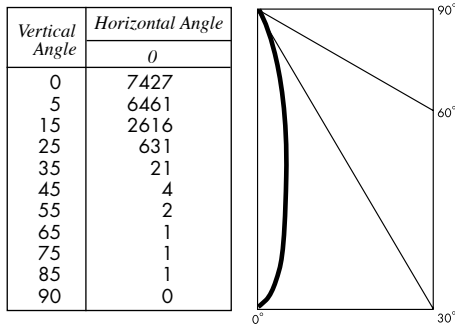


Verification Services Report No. 12186406.05. Original test report furnished upon request.

Luminaire track-mounted LED accent light with a 28° reflector and black lens holder (NO LENS)

Lamp Citizen LED, 3600 lumens, 3000K Lamp Life see above

CANDLEPOWER DISTRIBUTION




LUMINAIRE LIGHT OUTPUT AND EFFICACY

LED Module Type	Luminaire Light Output	Luminaire CBCP	Luminaire Efficacy (lumens/watt)	System Wattage
3600 Lumens 80 CRI (L36S)	1642*	7427*	61*	27
2800 Lumens 97 CRI (L28A)	1248*	5648*	46*	27

*estimated values

PHOTOMETRIC REPORT with 40° reflector (tested per IESNA LM-79-2008)

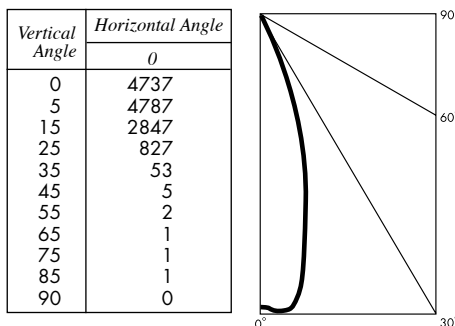


Verification Services Report No. 12186406.07. Original test report furnished upon request.

Luminaire track-mounted LED accent light with a 40° reflector and black lens holder (NO LENS)

Lamp Citizen LED, 3600 lumens, 3000K Lamp Life see above

CANDLEPOWER DISTRIBUTION



LUMINAIRE LIGHT OUTPUT AND EFFICACY

LED Module Type	Luminaire Light Output	Luminaire CBCP	Luminaire Efficacy (lumens/watt)	System Wattage
3600 Lumens 80 CRI (L36S)	1682*	4798*	62*	27
2800 Lumens 97 CRI (L28A)	1279*	3649*	47*	27

*estimated values

STANDARD DRIVER INFORMATION (UL Class 2, dry and damp loca-

Voltage	120	277
Input Watts (L36S/L28A)	27/27	27/27
Input Current(A) (L36S/L28A)	.23/23	.10/10
Output Current (mA)	500-1100	500-1100
Min. Power Factor	0.90	0.90
Operating Temperature Range (F)	-4 to 122	-4 to 122

LIGHT OUTPUT MULTIPLIER

LED Module Type	Light Output Multiplier
3600 Lumens 80 CRI (L36S)	1.0
2800 Lumens 97 CRI (L28A)	0.76*

*estimated values