

Project

Type



Date

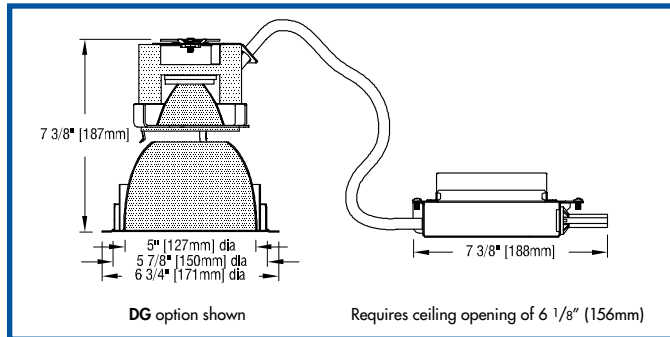
Product Code

Designer

PRESTO™ FIVE HI DL

recessed LED downlight remodeler

PRECISE OPTICS - PRECISE OPTICS - PRECISE OPTICS - PRECISE OPTICS - PRECISE OPTICS - PRECISE OPTICS - PRECISE OPTICS



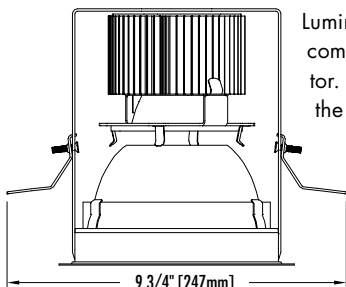
FEATURES

- Presto FIVE HI DL is an efficient, 5" aperture, remodeler downlight powered by one of a number of Xicato® 19mm XTM LED modules – including Artist Series and Vibrant Series modules – all of which are distinguished by extraordinary color consistency (within 1x2-step MacAdam ellipse). See tables below for wattages and efficiencies.
- Luminaire includes an internal reflector to produce a 20° spot, 40° flood or 60° wide flood beam spread. To allow beam spread to be changed after installation, internal reflectors are also available as accessories.
- Precise external reflector design minimizes aperture brightness and provides a shielding angle of 40°. Recess depth is 7 3/8".
- Luminaire may be ordered with one of a number of drivers.
- An optional integral holder (-DG) is available to permit the use of one or two [Optical Accessories](#) (spread lenses, color filters, screens, etc.). A complimentary prismatic lens is included with this option.
- [Reflectors](#) are available in three clear natural aluminum finishes — semi-specular (C), slightly diffuse (V) or fully diffuse (EC) — as well as champagne gold or black Alzak®. Other finishes available on special order.
- Trim flange conceals edges of ceiling installation hole. Standard finish is white; custom paint finish available on special order.
- For more information, [click here](#).

APPLICATIONS

Installation locations should offer the following conditions:

- ceiling material 2" or less thick capable of supporting 16 pounds
- recess depth of at least 7 3/8"
- plenum free of joists or obstructions for at least 8" from center along one side (to accommodate junction box).



Luminaire is listed for Damp Location, RoHA compliant and prewired with a thermal protector. Removal of the reflector allows access to the driver and junction box.

DG option shown

Flush trim model, see [PRESTINA FIVE HI DL](#)
 Standard recessed, see [FIVE HI DL](#)
 Combination downlight/wallwasher, see [PRESTO APLUS 19E/5](#)

PRODUCT CODE

For complete product code, list basic unit and select one item from each following box.

Basic Unit	PST-XTM-5DL
Custom painted trim flange available on special order. Add -CC	
Beam Spread Reflector (specify one to ship with fixture)	
20° spot	20D
40° flood	40D
60° wide flood	60D
Light Source Output	
1000 lumens / CRI 98 Artist	L10A
1300 lumens / CRI 98 Artist	L13A
1300 lumens / CRI 80+	L13S
1300 lumens / CRI 80+ Vibrant..... 3000K only	L13V
1600 lumens / CRI 80+	L16S
1600 lumens / CRI 80+ Vibrant..... 3000K only	L16V
2100 lumens / CRI 98 Artist	L21A
2100 lumens / CRI 80+	L21S
2100 lumens / CRI 80+ Vibrant..... 3000K only	L21V
2700 lumens / CRI 80+	L27S
2700 lumens / CRI 80+ Vibrant..... 3000K only	L27V

Driver	
dimmable to 1% by a 0-10V dimmer on 120 or 277-volt service	DMV
dimmable to 5% by either an incandescent or ELV dimmer; 120-volt service only	DMP
eldoLED 0-10V (Logarithmic) driver dimmable to 0.1% with a 0-10V dimmer on 120 or 277-volt service	DV0ELG
eldoLED 0-10V (Linear) driver dimmable to 0.1% with a 0-10V dimmer on 120 or 277-volt service	DV0ELN
eldoLED driver dimmable to 0.1%, compatible with DALI control system	DA0-EL

Light Color	
2700 K	27K
3000 K	30K
3500 K	35K
4000 K	40K

Voltage	
120 volt.....	120
277 volt.....	277

Reflector Color	
Semi-specular Clear	CTF
Slightly diffuse Clear	VTF
Fully diffuse Clear	ECTF
Champagne Gold.....	GTF
Black	BTF
Other reflector finishes available on special order.	

OPTIONS Specify by adding to the basic unit.

Holder for one or two Optical Accessories (see over); Includes Solite pattern prismatic lens; note light output reduced by 30%.....	DG
--	----

EXTRA REFLECTORS Specify as separate line items.

20° internal reflector	XTM-REF20-72
40° internal reflector	XTM-REF40-72
60° internal reflector	XTM-REF60-70

OPTICAL ACCESSORIES ▼ See next page





OPTICAL ACCESSORIES *Specify as separate line items. All are 3 3/4" (95mm) diameter.*

prismatic lens (Solite)	PLS/3.75	color filters	surprise pink	PNK/3.75
55° spread lens	LENS/3.75	daylight blue.....	DAY/3.75	
40° x 70° spread lens	LENS/3.75-4070	amber.....	AMB/3.75	
beam smoother	DIF05/3.75	blue	BLU/3.75	
33% light reduction screen	SCR33/3.75	green.....	GRN/3.75	
50% light reduction screen	SCR50/3.75	red	RED/3.75	

PHOTOMETRIC REPORT (tested per IESNA LM-79-2008)

Prorated from (LTL) Report No. 226172. Original Luminaire Testing Laboratories, Inc. (LTL) test reports furnished upon request.

Luminaire recessed LED round remodeler downlight with semi-specular clear aluminum reflector (no lens; no DG option)
 Lamp Xicato XTM 19mm LED with 40° beam spread integral reflector, 3000K CCT, 3000 lumens
 Lamp Life rated 50,000 hours based on L70/B50 criteria. LM80 report by LED manufacturer furnished upon request
 Spacing Criteria 0.6 (0.7 for 60° reflector, 0.4 for 20° reflector)

LUMINAIRE LIGHT OUTPUT AND EFFICACY

(40° beam spread integral reflector)

	Luminaire Light Output	Luminaire Efficacy (lms/watt)	System Wattage
LED Light Engine			
1000 Lumens Artist	750*	43*	17
1300 Lumens Artist	999*	46*	22
2100 Lumens Artist	1628*	55*	30
1300 Lumens standard & Vibrant	1011*	60*	17
1600 Lumens standard & Vibrant	1232*	65*	19
2100 Lumens standard & Vibrant	1598*	63*	25
2700 Lumens standard & Vibrant	1998*	71*	28

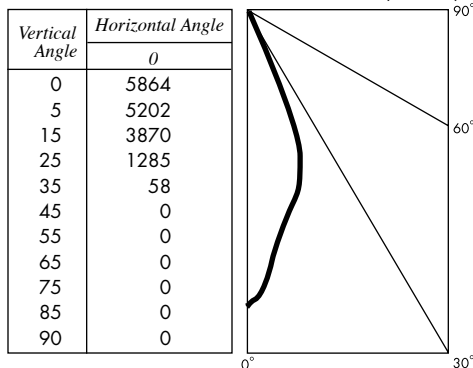
*estimated values

LIGHT OUTPUT MULTIPLIER

LED Light Engine	Light Output Multiplier
1000 Lumens Artist	.34*
1300 Lumens Artist	.45*
2100 Lumens Artist	.74*
1300 Lumens standard & Vibrant	.46*
1600 Lumens standard & Vibrant	.56*
2100 Lumens standard & Vibrant	.72*
2700 Lumens standard & Vibrant	.90*

*estimated values

CANDLEPOWER DISTRIBUTION (Candela)



STANDARD (0-10V DIMMING) DRIVER INFORMATION *UL Class 2, dry and damp location*

Voltage	120	277
Input Watts (L10A/L13A/L13S&V/L16S&V/L21S&V/L27S&V lumens)	17/22/30/17/19/25/28	17/22/30/17/19/25/28
Input Current (A) (L10A/L13A/L13S&V/L16S&V/L21S&V/L27S&V lumens)	.14/.18/.25/.14/.16/.21/.23	.06/.08/.11/.06/.07/.09/.10
Output Current (mA)	500-1100	500-1100
Min. Power Factor	>0.9	>0.9
Operating Temperature Range (F)	-4 to 122	-4 to 122

REFLECTOR COLOR MULTIPLIERS

Semi-specular clear (C)	1
Slightly diffuse clear (V)	.95
Fully diffuse clear (EC)	.88
Champagne gold clear (G)	.95
Black (B)	.49

ZONAL LUMEN SUMMARY

Zone	Lumens	% Fixture
0 - 30°	2144	96.43
0 - 40°	2225	100.0
0 - 60°	2225	100.0
0 - 90°	2225	100.0
90 -180°	0	0.0
0 -180°	2225	100.0

LUMINANCE DATA (Candela/m²)

Vertical Angle	Horizontal Angles
	0
45	0
55	0
65	0
75	0
85	0