


SIGHTLINE S

3-busbar recessed track system

SLS



APPLICATIONS

SightLine S is designed to be mounted to ceilings and vertical surfaces and to support and power Edison Price Lighting track fixtures prepared for 20-amp, 120-volt service only.

System is 3-busbar, continuously grounded. It may be supplied by one or two individually switched, 120 volt, 20 amp branch circuits. Total capacity is 40 amps when supplied by a single phase, 120/240 volt, three-wire branch circuit. Prewired feeds use #12 stranded wire. Service wire brought directly to feed terminals must be #12 AWG solid wire.

FEATURES

SightLine S is a surface mounted 3-busbar track system suitable for wiring with one or two 20 amp circuits. Tracks can be cut to length in the field. Tracks are mounted to ceilings or walls by means of heavy-duty hanger assemblies which separate the track only 1/4" from the mounting surface.

Extruded aluminum tracks, feeds and joints offer a number of benefits:

- elegant appearance, with hairline joints between components
- 6' spans between attachment points, rather than the usual 4'
- exceptional durability for heavy use and long life.

SightLine S is comprised of 3 separate roll-formed copper busbars. The busbar's V-shape design offers a more dependable connection than a flat design, thereby eliminating the change of arcing or overheating. Each busbar is individually insulated with highly heat resistant, hydrolytically stable thermoplastic.

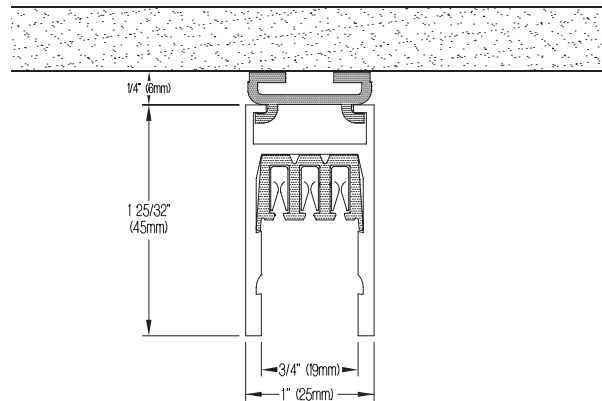
SightLine S is designed so that it completely contains the adapter of the fixture. This feature allows track fixtures to hang from simple 1/2" diameter stems free of unsightly screws, levers or knobs.

The SightLine S system consists of 15 components, including L, T and X joints and seven kinds of electrical feed. All outlet box feeds include a unique tool-free cover. Standard finish for SightLine S components is matte white; also available in black and Industrial Silver matte paint finishes.

SIGHTLINE S

3-busbar recessed track system

SLS



MOUNTING

CEILING

SightLine S is suitable for mounting to sheetrock ceilings or to metal or wood ceiling structure by means of hangers (mounting clips) attached every 48" to 72". Standard tracks include hangers sufficient for mounting every 48".

WALLS

SightLine S may be mounted vertically to sheetrock walls or to metal or wood wall structure by means of hangers (mounting clips) attached every 24". See next page for the +DBL HANG product code for this option.

SightLine S is **not** suitable for mounting horizontally to walls or vertical surfaces; **contact factory for a made-to-order solution.**

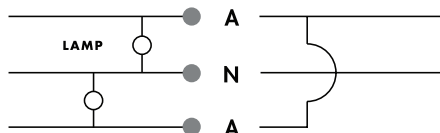
I-BEAMS

SightLine S may be mounted directly to I-Beams with made-to-order brackets and feed components; contact factory.

WIRING

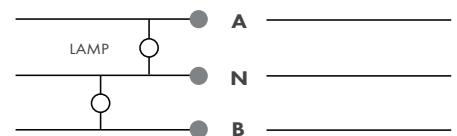
SightLine can be wired in two ways.

Single Circuit limited to 120 volts, 20 amps, single phase.



Two-Circuit

limited to 20 amps each, 120/240 volts, split single phase.

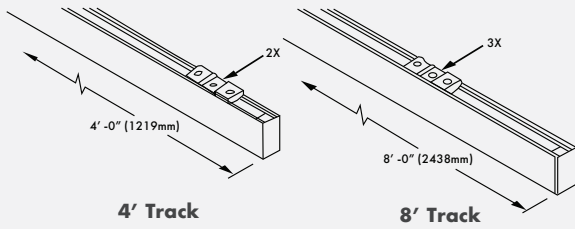


SIGHTLINE S

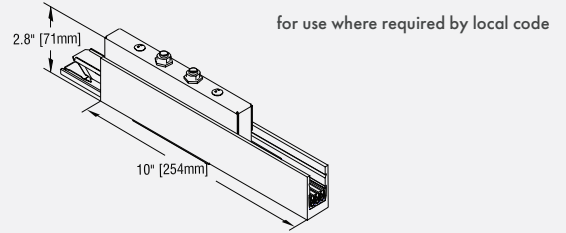
3-busbar recessed track system

SLS

TRACK



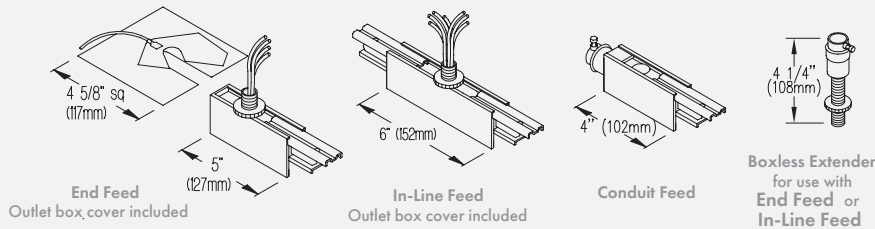
Note: 12' lengths of track are available on special order.



note: bottom view shown

CURRENT
LIMITERS

FEED



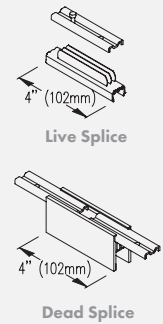
End Feed
Outlet box cover included

In-Line Feed
Outlet box cover included

Conduit Feed

Boxless Extender
for use with
End Feed or
In-Line Feed

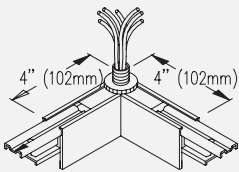
SPLICE



Live Splice

Dead Splice

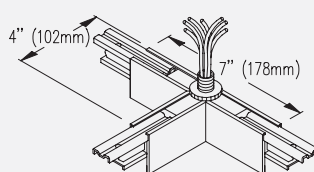
L-JOINTS & L- JOINT FEED



L-Joint is identical to L-Joint Feed (shown)
but without wire leads

outlet box cover incl.

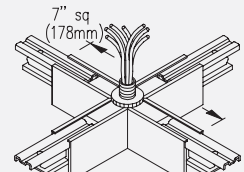
T-JOINTS & T- JOINT FEED



T-Joint is identical to T-Joint Feed (shown)
but without wire leads

outlet box cover incl.

X-JOINTS & X- JOINT FEED



X-Joint is identical to X-Joint Feed (shown)
but without wire leads

outlet box cover incl.

SIGHTLINE S

3-busbar recessed track system

SLS

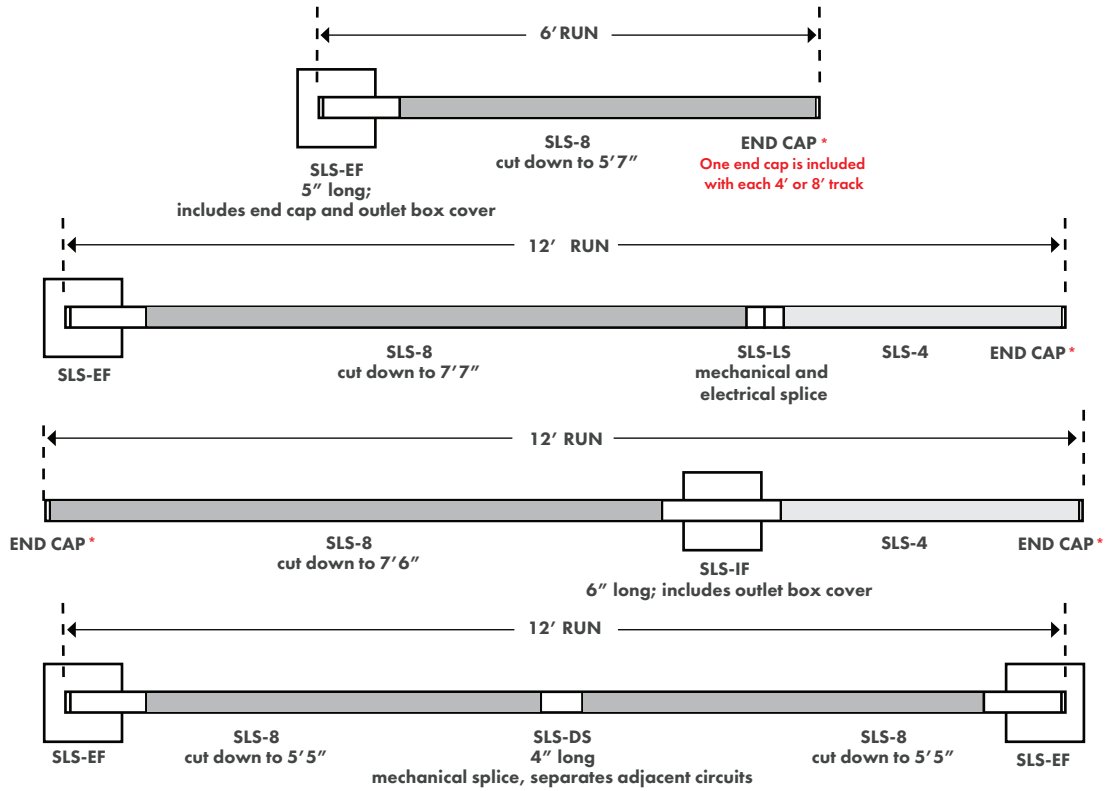
COMPONENT	PROD. CODE (WHITE)	PROD. CODE (BLACK)	PROD. CODE (SILVER)	DESCRIPTION
4' Track	SLS/4	SLS/4B	SLS/4S	Individual 4'0" length of track with one end cap and three hangers. Add+ DBL HANG for extra hangers required for wall mounting
8' Track	SLS/8	SLS/8B	SLS/8S	Individual 8'0" length of track with one end cap and three hangers. Add+ DBL HANG for extra hangers required for wall mounting
End Feed	SLS/EF	SLS/EFB	SLS/EFS	Component for electrical feed at the end of a track. Includes splice compartment; no outlet box required.
In-Line Feed	SLS/IF	SLS/IFB	SLS/IFS	Component for electrical feed between tracks. Includes splice compartment; no outlet box required.
Conduit Feed	SLS/CF	SLS/CFB	SLS/CFS	Feed for electrical service directly into end of track. Includes adapter for 3/8" conduit or BX.
Boxless Extender	SLS/BLF	SLS/BLFB	SLS/BLFS	Elongated nipple for electrical service directly through ceiling without an outlet box. For use with End Feed, In-Line Feed, L-Joint, T-Joint, or X-joint.
Live Splice	SLS/LS	SLS/LSB	SLS/LSS	Components for joining two tracks and connecting their electrical conductors. Fits within track.
Dead Splice	SLS/DS	SLS/DSB	SLS/DSS	Component for joining two tracks without connecting their electrical conductors. Adds 4" of length to track.
L-Joint	SLS/LJ	SLS/LJB	SLS/LJS	90° joint prewired to connect circuits of adjacent tracks; may be used as an electrical feed.
L-Joint Feed	SLS/LJF	SLS/LJFB	SLS/LJFS	90° joint prewired to connect circuits of adjacent tracks and provide electrical service. Incl. outlet box cover.
T-Joint	SLS/TJ	SLS/TJB	SLS/TJS	T-joint prewired to connect circuits of adjacent tracks; may be used as an electrical feed.
T-Joint Feed	SLS/TJF	SLS/TJFB	SLS/TJFS	T-joint prewired to connect circuits of adjacent tracks and provide electrical service. Incl. outlet box cover.
X-Joint	SLS/XJ	SLS/XJB	SLS/XJS	X-joint prewired to connect circuits of adjacent tracks; may be used as an electrical feed.
X-Joint Feed	SLS/XJF	SLS/XJFB	SLS/XJFS	X-joint prewired to connect circuits of adjacent tracks and provide electrical service. Incl. outlet box cover.
0.5A Limiter	SLS/LIM.5	SLS/LIM.5B	SLS/LIM.5S	0.5-amp current limiter, one reset button for each circuit; place adjacent to End or In-Line Feed.
1A Limiter	SLS/LIM 1	SLS/LIM 1B	SLS/LIM 1S	1-amp current limiter, one reset button for each circuit; place adjacent to End or In-Line Feed.
3A Limiter	SLS/LIM 3	SLS/LIM 3B	SLS/LIM 3S	3-amp current limiter, one reset button for each circuit; place adjacent to End or In-Line Feed.
5A Limiter	SLS/LIM 5	SLS/LIM 5B	SLS/LIM 5S	5-amp current limiter, one reset button for each circuit; place adjacent to End or In-Line Feed.
10A Limiter	SLS/LIM 10	SLS/LIM 10B	SLS/LIM 10S	10-amp current limiter, one reset button for each circuit; place adjacent to End or In-Line Feed.
Track Cover	SLS/CVR	CONTACT FACTORY	CONTACT FACTORY	8'6" length of cuttable cover, snaps into the open void of the track; white finish, may be painted in field.

SIGHTLINE S

3-busbar recessed track system

SLS

LAYOUT EXAMPLES



REMEMBER: You can cut **Sightline S** to the lengths you need for your project

20'4" RUN



20'6" RUN




CIRCUIT 1&2

CIRCUIT 1&2

20'4" x 12'4" L-shape



53'2" RUN



CIRCUIT 1&2

CIRCUIT 3&4

CIRCUIT 5&6

25'3" x 25'3" GRID

