

TRACK SYSTEMS





SIGHTLINE

MOUNTING

RECESSED
SURFACE
PENDANT

CIRCUIT

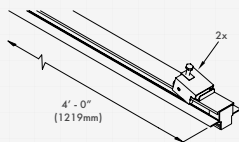
2C- STANDARD
1C- AVAILABLE

VOLTAGE

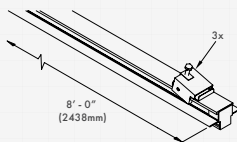
120V

DIMMING

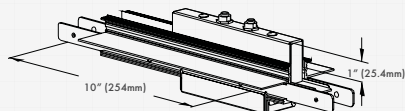
IDM



4' Track

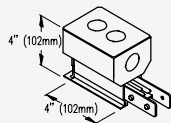


8' Track

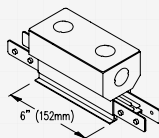


Track

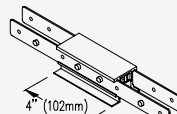
Current Limiters



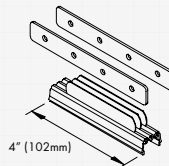
End Feed



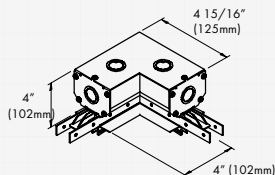
In-Line Feed



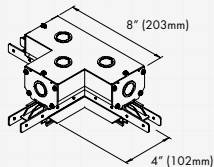
Dead Splice



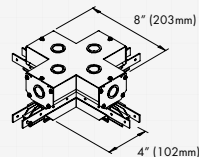
Live Splice



SLRR/LJ



SLRR/TJ



SLRR/XJ

MOUNTING

COMPREHENSIVE

120V and 277V track available recessed (flangeless or flanged), surface mounted, pendant or aircraft cable mounted.

WALL MOUNTING

PRODUCT CODE PROVIDED

Add +DBL HANGERS to product code on most models.

WIDTH

THIN

3/4" wide recessed flangeless track

1" wide surface track

1-7/8" wide recessed flanged track

TRACK WITH UPLIGHT

UNIFORM AND POWERFUL

Continuous LED, up to 926 lumens per linear foot

FIXTURE SUPPORT

TWO STAINLESS STEEL SPRINGS

Supports up to 200 lbs.

FIXTURE INSERTION & REMOVAL

ONE-HANDED

One-handed insertion and removal, thanks to stainless steel springs.

TRACK ELECTRICAL CONNECTION

V-SHAPED-BUSBAR

Reduced chance of arcing or overheating, thanks to dependable connection with track adapter blades.

CIRCUIT SELECTION

CONVENIENT

Remove, rotate 180°, and reinsert track fixture, thanks to symmetrical track conductors.

EXTENDED PENDANTS

PENDANTS MAY BE EXTENDED 72"

(or longer with coupler)

Add '+ number of inches' to product code

ALSO AVAILABLE

HIGHLINE

277V NON-DIM

UPLINE

120V PHASE | BLE | 2WIRE | IDM



EDISON PRICE
LIGHTING

WWW.EPL.COM